


# RS




— Edge of graphics

- - - centerlines

resolution: min. 300 DPI  
colours: CMYK  
formats: TIFF, PDF, EPS, AI, CDR

The pink outline the maximum size of graphic visible on the product.  
The blue dash line indicates the center line of the left, right and middle side of object.

# RUV



—— Edge of graphics

- - - - centerlines

resolution: min. 300 DPI


colours: CMYK

formats: TIFF, PDF, EPS, AI, CDR

The pink outline the maximum size of graphic visible on the product.

The blue dash line indicates the center line of the left, right and middle side of object.

## Corrugated cardboard box

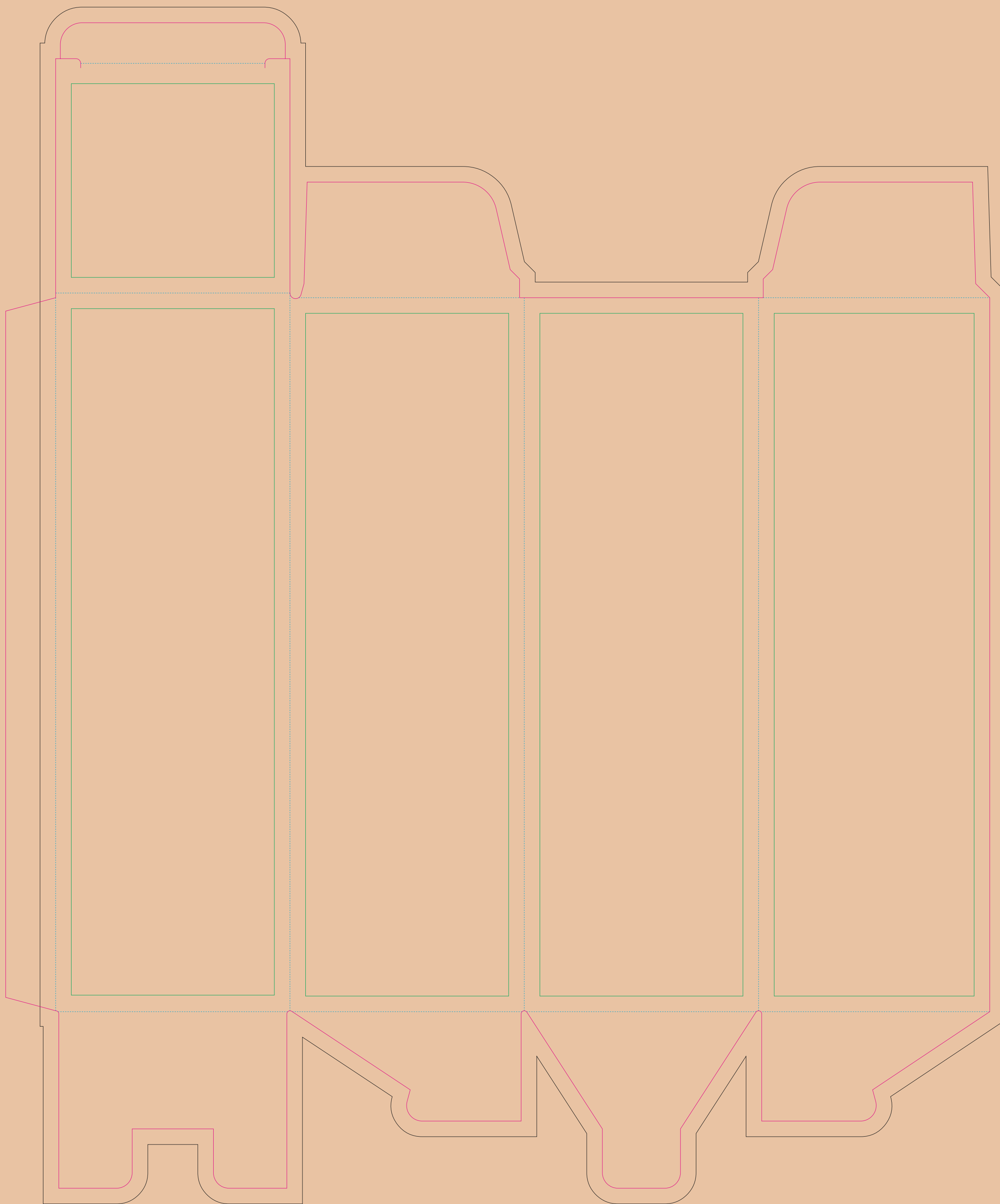


- Margin
- Edge of product
- Bleed limit 5-5 mm (background must fill it)
- - - - - Fold line

resolution: min. 300 DPI  
colours: CMYK  
formats: TIFF, PDF, EPS, AI, CDR

The green line indicates the area all non-background object-texts, logos, etc.  
The pink outline the maximum size of graphic visible on the product.  
The black line indicates the size of the required graphics including bleed.  
The blue line indicates the folding.

# Kraft corrugated cardboard box



- Margin
- Edge of product
- Bleed limit 5-5 mm (background must fill it)
- - - - - Fold line

resolution: min. 300 DPI  
colours: CMYK  
formats: TIFF, PDF, EPS, AI, CDR


The green line indicates the area all non-background object-texts, logos, etc.  
The pink outline the maximum size of graphic visible on the product.  
The black line indicates the size of the required graphics including bleed.  
The blue line indicates the folding.

# Paper Sleeve

The size of the paper sleeve is for reference only as product packaging size may vary.

BACK

FRONT



- Margin
- Edge of product
- Bleed limit 3-3 mm (background must fill it)
- - - - - Fold line

resolution: min. 300 DPI  
colours: CMYK  
formats: TIFF, PDF, EPS, AI, CDR


The green line indicates the area all non-background object-texts, logos, etc.  
The pink outline the maximum size of graphic visible on the product.  
The black line indicates the size of the required graphics including bleed.  
The blue line indicates the folding.

# Kraft paper sleeve

The size of the paper sleeve is for reference only as product packaging size may vary.

BACK

FRONT



- Margin
- Edge of product
- Bleed limit 3-3 mm (background must fill it)
- - - - - Fold line

resolution: min. 300 DPI  
colours: CMYK  
formats: TIFF, PDF, EPS, AI, CDR

The green line indicates the area all non-background object-texts, logos, etc.  
The pink outline the maximum size of graphic visible on the product.  
The black line indicates the size of the required graphics including bleed.  
The blue line indicates the folding.