
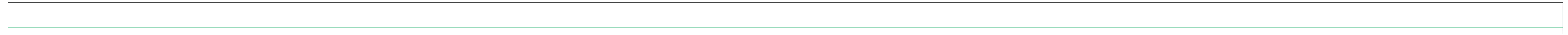


FRONT







BACK




Due to the characteristics of the printing process, the back side of the ribbon cannot be positioned relative to the front side, so the placement of the graphics on the back may differ from the position of the graphics on the front. By approving this print proof, you acknowledge that no claims related to the placement of the backside graphics will be accepted.

resolution: min. 300 DPI
 colours: CMYK
 formats: TIFF, PDF, EPS, AI, CDR

The green line indicates the area all non-background object-texts, logos, etc.
 The pink outline the maximum size of graphic visible on the product.
 The black line indicates the size of the required graphics including bleed.
 The dash line indicates the point of the seam.

-  Margin
-  Edge of product
-  Bleed limit 2-2 mm (background must fill it)
-  Seam

 +25 mm seam by the small strip with background colour